



Youth Development Review Update July 2012

Hello,

Further to the announcement at The FA Annual General Meeting regarding the changes to youth football being voted in, this update provides information on some of the work that will underpin its implementation and outline the next steps in the process.

This isn't an exhaustive document and it will continually be developed to support the clubs, leagues and volunteers as part of the wider football family. This update is for County FA's **only** to ensure they are as up-to-speed with information available also.

Nick Levett



Confirmation of the changes

In the consultation process a variety of different elements were discussed but the next few slides will clearly define what these are and what timescales are associated with these.

All information to support the wider football family will be put on www.TheFA.com/youthdevelopmentreview and this will include resources and links to supporting documents.

Player Pathway 2012/13

All changes being made are optional in this coming season related to the formats of the game that children will play. This enables leagues to have an additional year of lead-in time to support the implementation, if required.

Hundreds of leagues across the country are already taking up the 9v9 option for U11 and it is envisaged that this format will be more popular at this age group than the 11v11 version for this coming season.

Player Pathway 2013/14

Age Group	Maximum Format	Recommended Pitch Size	Ball Size	Recommended Goal Size
U7	5v5	40x30 yards	3	12x6
U8	7v7	60x40 yards	3	12x6
U9	7v7	60x40 yards	3	12x6
U10	7v7	60x40 yards	4	12x6
U11	9v9	80x50 yards	4	16x7 or 21x7
U12	11v11	90x55 yards	4	21x7 or 24x8
U13	11v11	90x55 yards	4	21x7 or 24x8

If purchasing new goals for the 9v9 format it is recommended teams buy 16x7 goals. Teams can use existing 21x7 goals if that is only what is available currently.

Minimum pitch sizes are available, please see your FA Regional Facilities Manager for information.

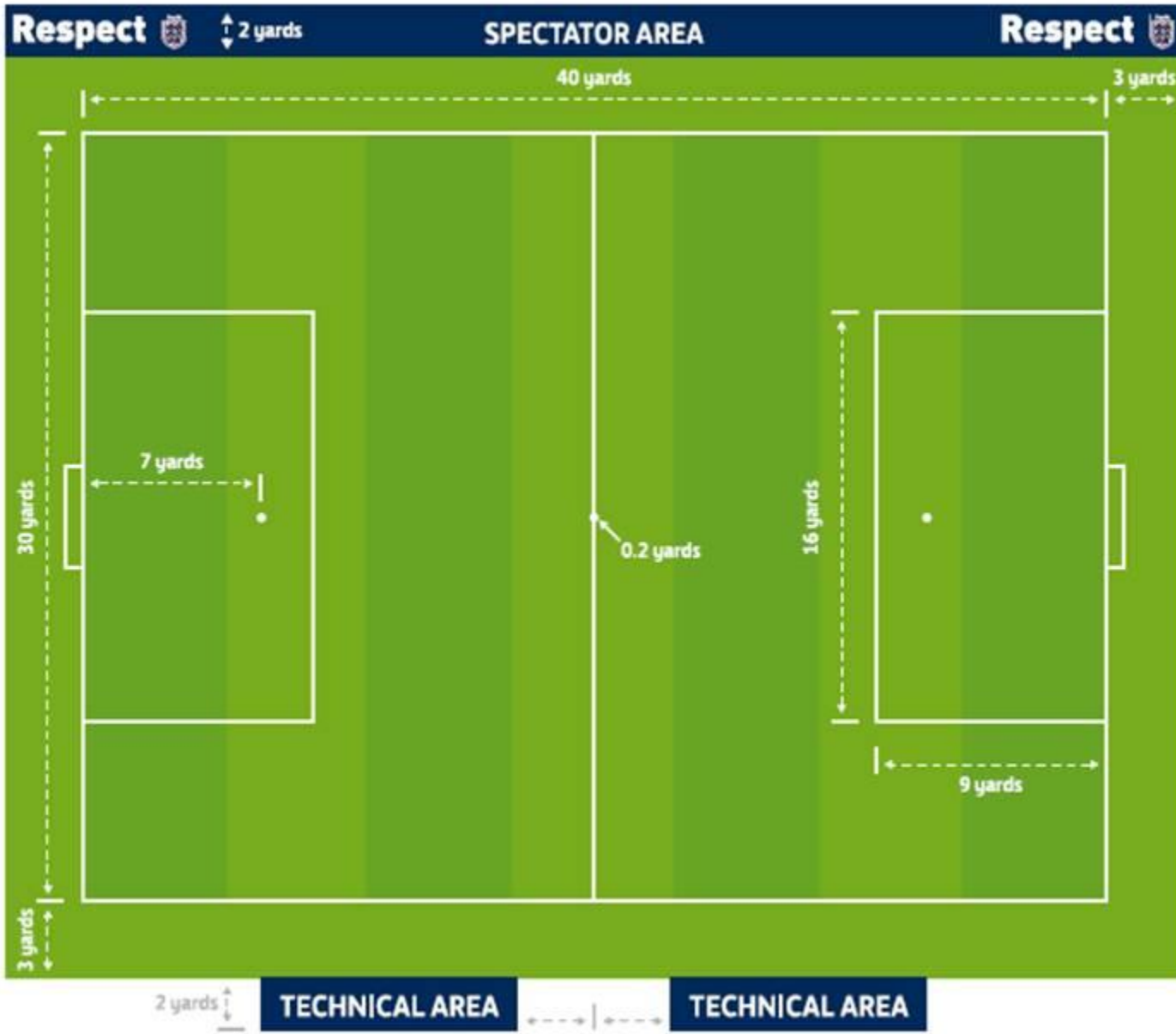


Player Pathway 2014/15

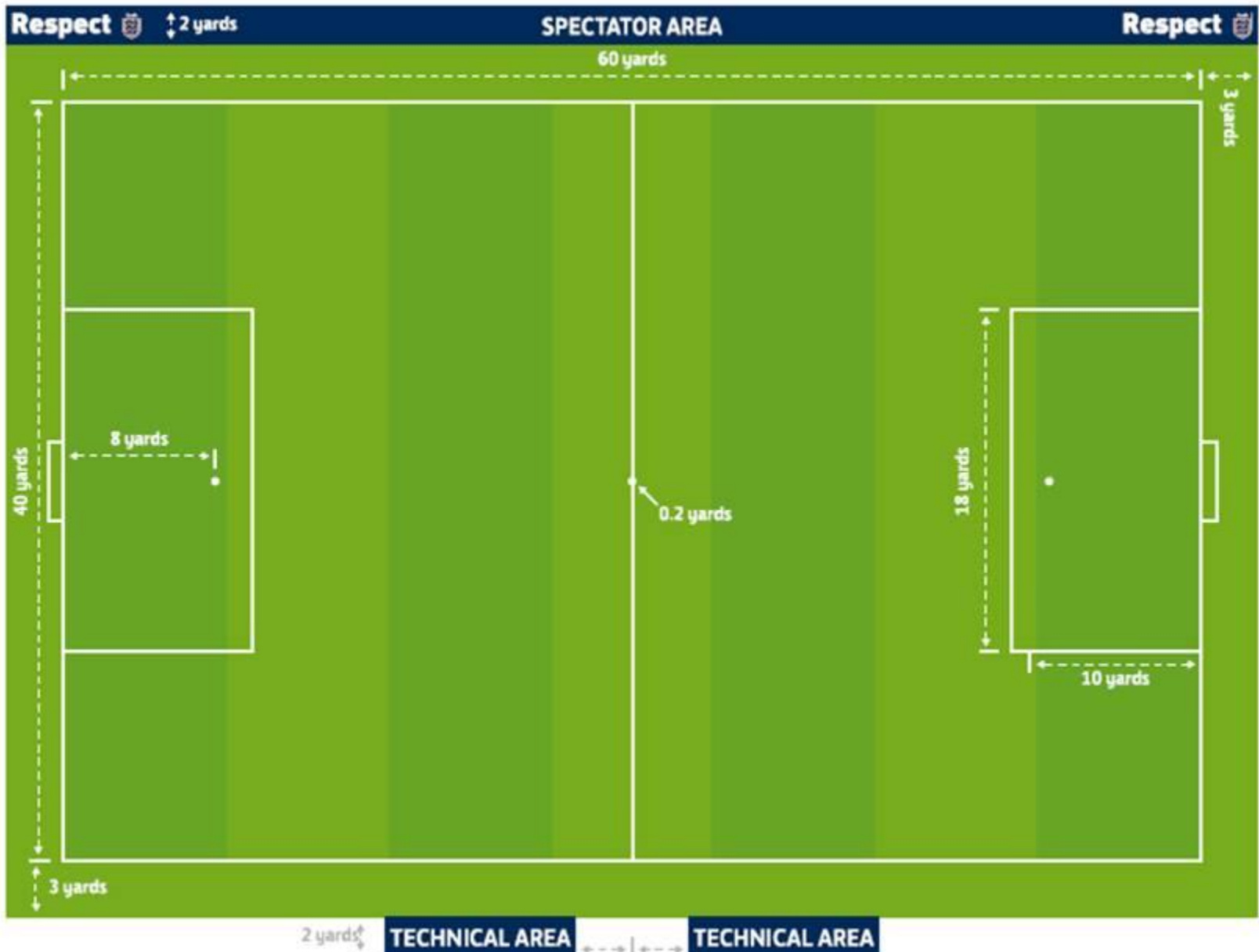
Age Group	Maximum Format	Recommended Pitch Size	Ball Size	Recommended Goal Size
U7	5v5	40x30 yards	3	12x6
U8	5v5	40x30 yards	3	12x6
U9	7v7	60x40 yards	3	12x6
U10	7v7	60x40 yards	4	12x6
U11	9v9	80x50 yards	4	16x7
U12	9v9	80x50 yards	4	16x7
U13	11v11	90x55 yards	4	21x7

All facilities documents will be available via www.TheFA.com in a bespoke resource that holds information for all age groups and formats. This will include all pitch marking diagrams etc.

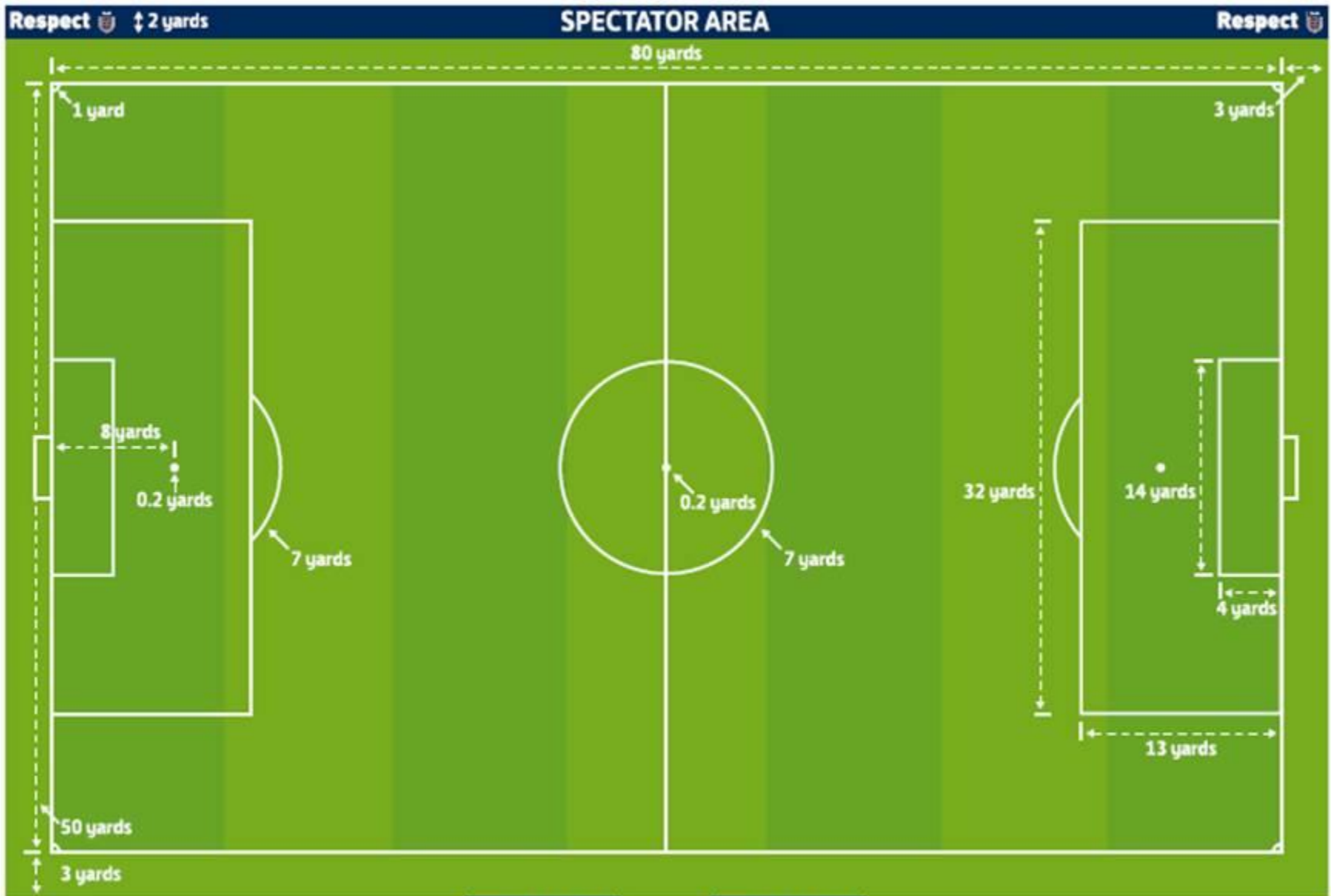
5v5 Pitch (40x30 yards)



7v7 Pitch (60x40 yards)



9v9 Pitch (80x50 yards)



During the Youth Review consultation, leagues asked The FA to find a way to allow children that under the 2-year age banding had played up a year prior to U10, to be able continue to play with their friendship group beyond this age, where teams moved to the 9v9 format.

With this in mind Rule C4(a) was changed. The change is not meant to be an open door for the formation of U11B divisions made up solely of U10s, it is there to support the development of a few individuals. We recognise that this is placing a degree of trust in our leagues and clubs to play to the spirit of the rule, however this will be monitored and if it was found that leagues/clubs were exploiting this flexibility then the wording would be reviewed.

Colleagues have expressed concern that the wording in Rule C4(a) could allow younger age groups to play 9v9 in the coming season, we would remind leagues that page 8 of the Standard Code of Rules states:

“9v9, the player must have attained the age of 9 but must be under 11 as at midnight on 31st August in the playing season.”

It is important we share the benefits of why this new system is in the best interests of player development and not allow adults to place their own desires before the needs of the children. We are trusting the leagues to do what is right for young people.

Child-friendly Competition 2012/13

All changes being made are optional in this coming season related to the approach to the competition formats children will play. There are still no league tables to be published for U7 and U8 as per existing rules.

The new process has received plaudits from academic professionals around the world relating to the child-friendly focus on approach to learning and development being taken with many suggesting this is world-leading. Many leagues have recognised how a new approach might benefit the children and have taken to implementing new ideas already.

Child-friendly Competition 2012/13

Age Group	Format	Competition
U7	No league tables published	Only development matches allowed
U8	No league tables published	Only development matches allowed
U9	Optional league tables	
U10	Optional league tables	
U11	Optional league tables	

Child-friendly Competition 2013/14

Age Group	Format	Competition
U7	No league tables published	Up to 3 trophy events through the season over a 2-week period
U8	No league tables published	Up to 3 trophy events through the season over a 2-week period
U9	No league tables published	Up to 3 trophy events through the season over a 4-week period
U10	Optional league tables	
U11	Optional league tables	

The winners of trophy events can be publicised and celebrated.



Child-friendly Competition 2014/15

Age Group	Format	Competition
U7	No league tables published	Up to 3 trophy events through the season over a 2-week period
U8	No league tables published	Up to 3 trophy events through the season over a 2-week period
U9	No league tables published	Up to 3 trophy events through the season over a 4-week period
U10	No league tables published	Up to 3 trophy events through the season over a 4-week period
U11	Optional league tables	

The winners of trophy events can be publicised and celebrated.



Child-friendly Competition 2015/16

Age Group	Format	Competition
U7	No league tables published	Up to 3 trophy events through the season over a 2-week period
U8	No league tables published	Up to 3 trophy events through the season over a 2-week period
U9	No league tables published	Up to 3 trophy events through the season over a 4-week period
U10	No league tables published	Up to 3 trophy events through the season over a 4-week period
U11	No league tables published	Up to 3 trophy events through the season over a 6-week period

The winners of trophy events can be publicised and celebrated.



Child-friendly Competition – Example Season 2015/16

	Sep	Oct	Nov	Dec	Jan	Feb	Mar	Apr
U7	Development	Trophy	Development	Trophy	Development	Trophy	Development	Trophy
U8	Development	Trophy	Development	Trophy	Development	Trophy	Development	Trophy
U9	Development	Trophy	Development	Trophy	Development	Trophy	Development	Trophy
U10	Development	Trophy	Development	Trophy	Development	Trophy	Development	Trophy
U11	Development	Trophy	Development	Trophy	Development	Trophy	Development	Trophy

 Development Matches
 Trophy Events

Relative Age Effect

As many of you will have noted, the changing of the age structure for youth football to calendar year was dropped from the consultation process. The FA listened to the feedback from members of the grassroots community and decided this was the appropriate approach to take.

It was felt that more work needed to be done to look at solutions to addressing this important matter within youth football. Pilot intervention programmes and other approaches will be investigated as it is still imperative we make the game inclusive for all, regardless of date of birth.

Laws of Mini-Soccer 2012/13

Mandatory: Size 3 ball to be used for U7-U9 age groups.

Optional: Development matches maybe split into quarters.

Optional: Choice of roll-in for U7 and U8 instead of throw-in.

Optional: Retreat line for goal kicks.

Best practice recommendation of 50% playing time for every child.

Laws of Mini-Soccer 2013/14

Development matches maybe split into quarters.

Choice of roll-in for U7 and U8 instead of throw-in.

Retreat line for goal kicks.

Best practice recommendation of 50% playing time for every child.

Laws of Mini-Soccer

With regards to informing the referee network of the changes, Ian Blanchard is currently working on a proposal in order to communicate effectively within this group and more information will be available once the process once confirmed.

Facility Funding

As you will have seen, the Football Foundation Scheme to fund 50% towards new goalposts for 9v9 is now in operation. The process has been communicated by Peter Kay directly on the 6th July, via Andrew King, and the email included detailed information on the way this funding can be accessed.

Essentially, there are windows of funding for this season or next, with £1.5m ring-fenced to support this. Please continue sharing examples of best practice with many different funding solutions including partnerships from leagues, clubs and CFA's too.



The FA Group

Coaching Bursaries

To support the potential increase in the number of coaches required, a submission has been put to the National Game Board for funding to offer bursaries for coach education.

This will provide a sum of monies towards a coach education course, supporting the development of new teams. As soon as more information is available with regards to the success of this submission and the process we will inform you directly.

Resources

A variety of different resources are being developed to support clubs and leagues with implementing the new pathway and approach to youth football in England. These will be distributed direct to leagues to distribute to their relevant member clubs.

It was felt an easier process than sending hundreds of copies of each resource to CFA's and then asking you to distribute. We may require your help to ascertain numbers but The FA will then organise direct delivery plus copies to yourselves.

These will be available and online as PDF's at the start of August.



The FA Group

Bespoke Resources for U7/U8, U9/U10 and U11/U12 Teams



CONTENTS

A GUIDE TO U9 AND U10 FOOTBALL	4
MINI-SOCCER: MEETING THE NEEDS OF CHILDREN	6
WHY DO CHILDREN PLAY?	8
WHAT CAN CHILDREN EXPECT FROM ADULTS?	10
WORKING WITH PARENTS	12
FACILITIES	15
MANAGING THE MATCH DAY ENVIRONMENT	16
MATCH DAY TIPS FOR COACHES	20
DEVELOPING TALENTED PLAYERS	22
THE FA LAWS FOR MINI-SOCCER	27
GOALPOST SAFETY	34
THE FUTURE GAME	36
JOIN THE FA LICENSED COACHES' CLUB	38

U11/U12 THEIR GAME

Youth Football Development

FACILITIES

An important aspect of helping young people to learn about playing football is to ensure the size of the pitch is appropriate to their age and stage of development.

Whilst we may not have existing 9v9 pitches permanently marked out at the right size it is worthwhile adults gaining a perspective on the issue.

This is a game of football for 10 and 11 year old children, not the World Cup Final!

All the Premier League teams play within corded off areas every day in training so if it works for them then it is fine for the children to learn the game within.

The pitch doesn't have to be perfectly marked out like Wembley and adults need to try and move away from that mindset.

In an ideal world and wherever possible, this would be marked out with lines and fixed goals but if the pitch needs to be organised using cones/flat markers and portable goals, or drawn within another pitch area, then great!

If you are having trouble with finding pitches or grass space, please contact the County Development Manager at your local County FA.

It is their job to come out and help you with these kind of challenges, support you with finding funding streams to try and move away from broker relationships with local

pitch providers such as local authorities, schools and other agencies.

We cannot allow the future generation of English football to be defined and led by groundsmen!

People said in 1999 that Mini-Soccer wouldn't work but those adults with a positive attitude have made this happen.

Not having the right size pitch might be a challenge in the short term when implementing something new but this is about the future of English football for the next fifteen to twenty years, the long-term game!

HINTS AND TIPS:

- Find a piece of grass the appropriate size
- Use flat markers to highlight the goal area to help the goalkeepers
- Move the portable goals to the right place
- Maybe look at using a 3G pitch or commercial provider as a venue
- Put up the Respect barrier for the parents to stand behind
- Mark out a small technical area for the coaches and sides near the halfway line to stand within.

OPTIONS FOR PITCHES:

- Mark blue lines on an existing 11v11 pitch
- Play box-to-box on an existing pitch and come in the touchlines
- Use a central venue that all teams travel to play their games at
- Not all teams need a home pitch – can three pitches cover 12 teams?
- Use a 3G pitch funded through the Football Foundation
- Access a school pitch at weekends using "Sport England" funding
- Have a look for local Independent Schools, many of which have great facilities under-used at weekends
- Do a playing pitch survey in your town; are there too many 11v11 and not enough youth pitches?
- Work with the County Development Manager at your local County FA.



Bespoke Resource for Youth Leagues



YOUTH LEAGUES



THEIR GAME
Youth Football Development



YOUTH LEAGUES



CONTENTS

A GUIDE TO YOUTH LEAGUES	4
THE FA YOUTH DEVELOPMENT REVIEW	6
SUMMARY OF NEW PLAYER PATHWAY	8
FACILITY ADVICE	12
FUNDING FOR GOAL POSTS	18
SUMMARY OF NEW COMPETITION PATHWAY	21
WHAT IS A 'TROPHY EVENT'?	24
EXAMPLES OF COMPETITION	26
CHARTER STANDARD LEAGUES AND IMPLEMENTING THE YOUTH REVIEW	28
FULL-TIME: THE FA'S FREE LEAGUE ADMINISTRATION SYSTEM	30

Summary

Thank you for all your help and support in moving youth football forwards as we look to try and develop a more child-centred approach to the game. Whilst it may not have pleased everyone, 87% of stakeholders voted in favour in a national democratic process.

It is time for all parties to look to move forwards together. This is just the start of an open dialogue to developing the game; let us know what you need, what help, support and resources and we'll do our best to be of assistance. Let's share the things that work and also the things that don't.

We are in this together.



The FA Group